




SUMMARY TEST DATA ON AMPLIFIER

Job No : PE411232
Model No : PEC-20-30M1G-EQ-NFF
Serial No : PL1485/0452

Tested By : DAN VESCUSO
Temperature : +25°C
Date : 12/22/04

TEST ITEM NO.	PARAMETERS	SPECIFIED VALUE	MEASURED VALUE	REMARKS QA/QC
1	Frequency Range:	20 MHz – 1 GHz	Pass (See Plot)	
2	Gain:	20dB Typ Equalized to match supplied graph	Pass (See plot)	
3	Flatness:	Gain equalized per supplied graph	Pass (See plot)	
4	Noise Figure:	5.0dB Max.	(See NF Plot)	
5	OIP2	+50dBm Typ.	+51 dBm	
6	VSWR:	Input : 2.0:1 Output: 2.3:1 (Max.)	Pass (See plot)	
7	DC Supply:	450mA @ +15V Max.	382mA @ +15V	

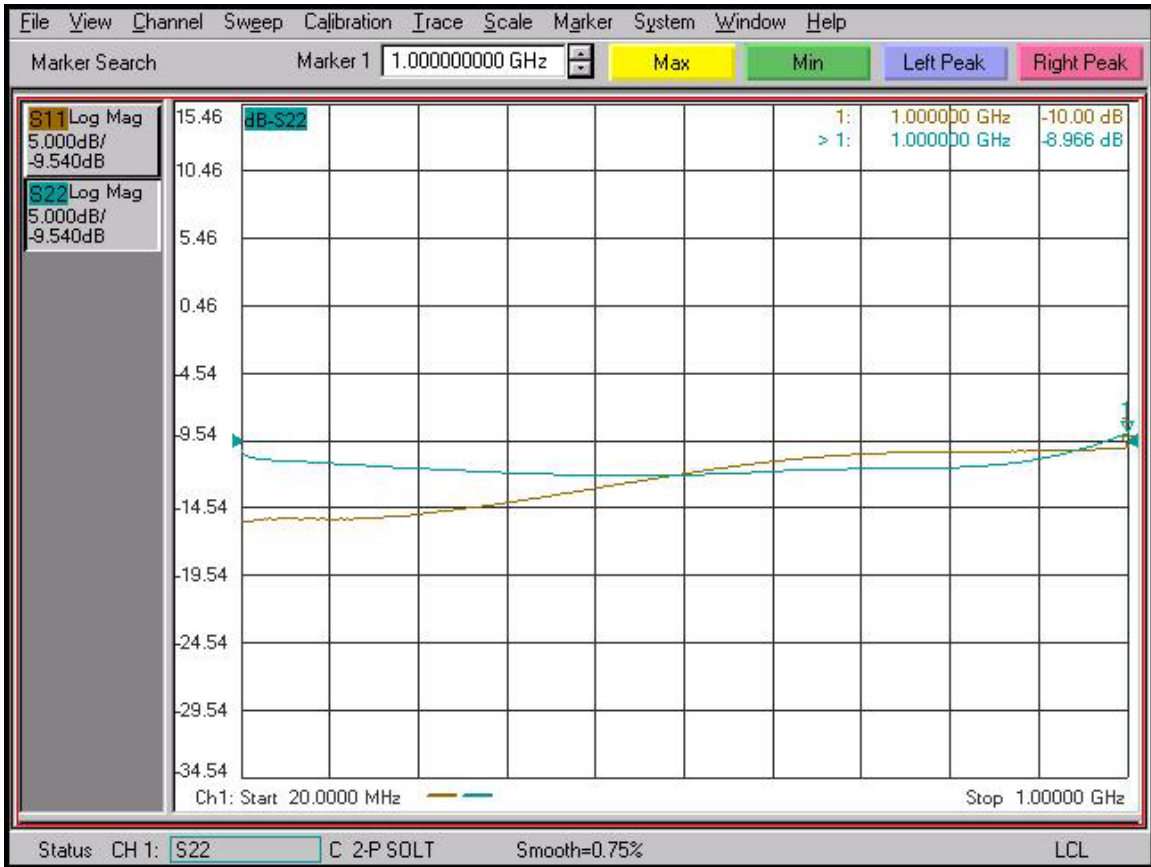
Production Manager Approval:  **Date:** 12/22/04

QA/QC Approval:  **Date:** 12/22/04

5715 Industry Lane, Unit 11, Frederick, MD 21704 USA Phone: (301)662-5019 Fax: (301)662-1731
 email: sales@planarelec.com

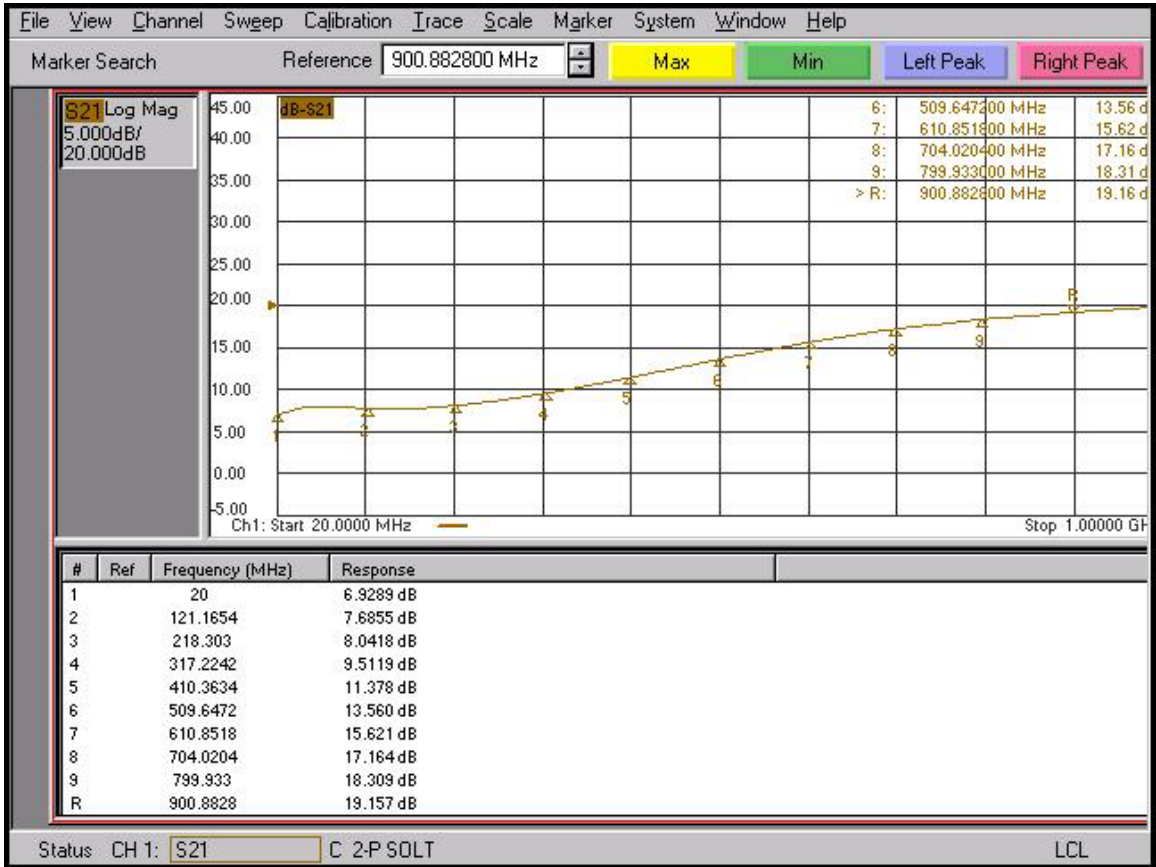


Swept VSWR Data

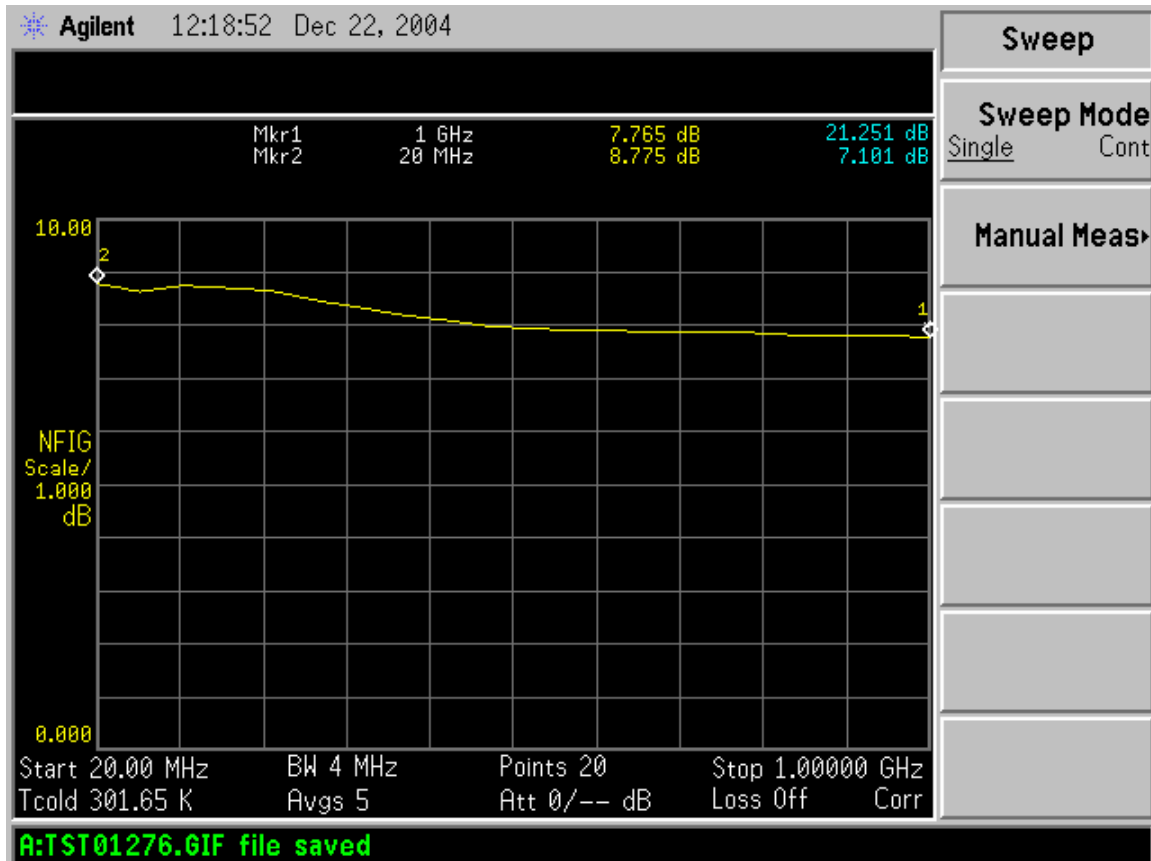


5715 Industry Lane, Unit 11, MD 21704 USA Phone: (301)662-5019 Fax: (301)662-1731
email: sales@planarelec.com

Detailed Gain Curve



Noise Figure Measurements



5715 Industry Lane, Unit 11, MD 21704 USA Phone: (301)662-5019 Fax: (301)662-1731
email: sales@planarelec.com